

Thunder Bay Point-in-Time Count 2021

lakehead social planning council



THE DISTRICT OF THUNDER BAY
SOCIAL SERVICES ADMINISTRATION BOARD



Thunder Bay Indigenous
Friendship Centre

Key Findings

221 individuals experiencing homelessness were surveyed during a 24-hour period from October 2nd to October 3rd, 2021

63% are male and 34% are female (1% are non-binary, 2-Spirit or questioning) (2% did not respond)



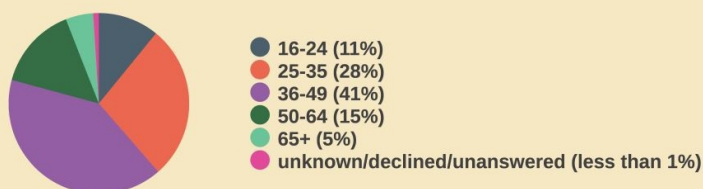
7% identify as LGBTQIA2S (2% did not respond)




We asked people where they were staying that night...



We asked people how old they are...



We asked how old people were when they first experienced homelessness...



We asked people how many months in the past year they had experienced homelessness...



We asked people how long they have been experiencing homelessness...



68%

identify as Indigenous



45%

spent time in foster care and/or group home



66%

spent time at an overnight emergency shelter



44%

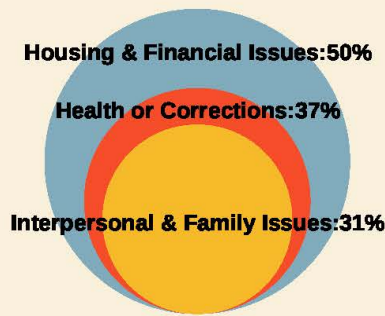
have at least a high school diploma, a post-secondary degree, or a graduate degree



3%

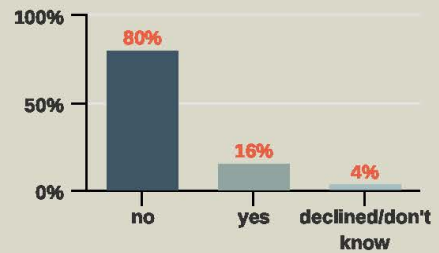
are veterans

Cause of housing loss...



***Not enough income (20%)**
***substance use issues (19%) and**
***unfit or unsafe housing (12%)**
were the top three reasons that people lost their housing.

We asked if COVID contributed to people's housing loss - 16% of respondents said yes



Main sources of income...

69%

Receive Ontario Disability Support Program (ODSP) or Ontario Works (OW)

13%

Have no source of income

10%

Receive federal benefits as income (CERB, EI, VAC, CCB, GST/HST, CPP)

5%

Receive income from employment (full-time, part-time and casual)

58%

of participants

Identified needing help with addictions and/or substance use issues

53%

of participants

First experienced homelessness before the age of 25

51%

of participants

Reported that the high cost of rent is the biggest challenge when trying to find housing

33%

of participants

Do NOT have access to the internet

47%

Of the individuals who spent time in jail were released into homelessness

39%

Of individuals had interactions with police

25%

Of individuals who spent time in prison were denied bail because they didn't have housing

24%

Of individuals spent time in prison or jail

53%

of participants

Reported having a mental health condition.

28%

of participants

Spent time in the hospital in the past year, with 17% of individuals spending more than 4 nights.

16%

of participants

Visited the Emergency Room more than 5 times in the past 12 months.

7%

of participants

Spent more than three weeks in the hospital in the past 12 months

36% of respondents have always lived in Thunder Bay



Of the people who have moved to the area, 72% of individuals had housing before they moved to Thunder Bay.

Most people moved to Thunder Bay to be close to family and friends.

Employment and housing were the second and third top reasons people moved to the area.

58%

of individuals are chronically homeless. They have experienced homelessness for more than 6 months in the past year.

Individuals listed these items as the top three supports that would make their day-to-day lives better



CELL PHONE
59%



GROCERY MONEY
58%



BUS PASS
72%