

# Thunder Bay Point in Time Count Data 2016

## Gender Identity



MALE  
69.71%



FEMALE  
29.56%



TRANSGENDER  
0.73%



## Non-Surveyed Dependent Children



14



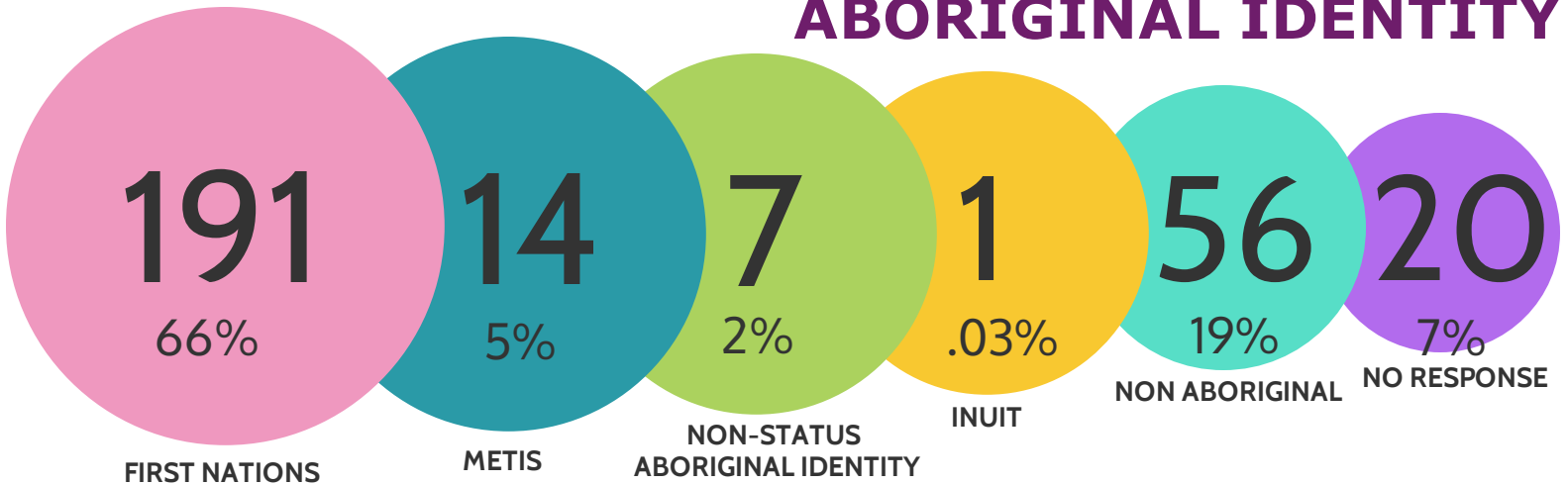
12

Total Veterans - 13

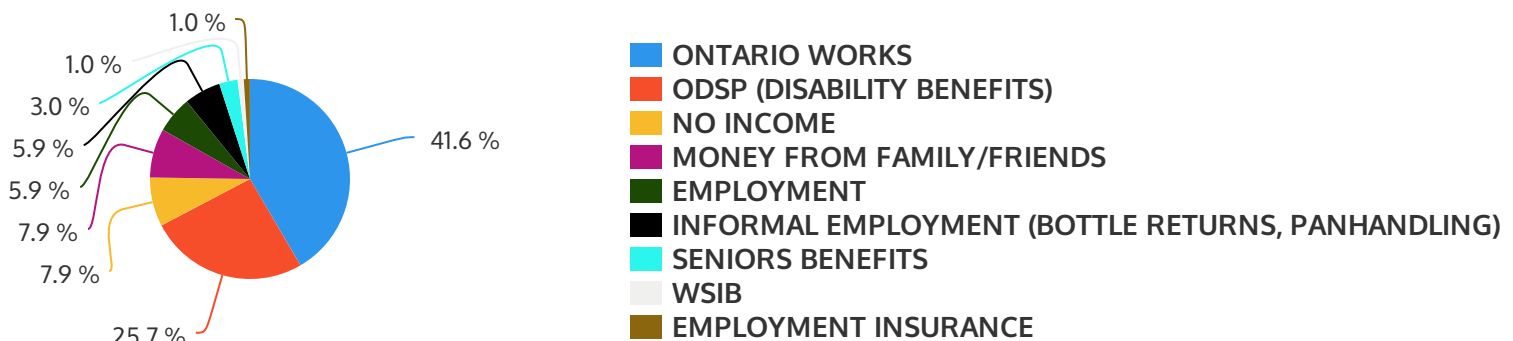
Total Immigrants - 3

New to Thunder Bay within the past year - 80

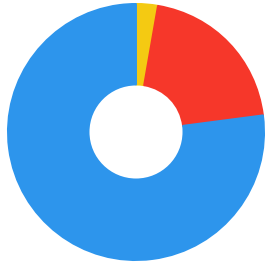
## 213 HOMELESS PEOPLE STATED ABORIGINAL IDENTITY



## SOURCES OF INCOME



## How long have people been homeless?



0-2 months (6) 3-5 months (44)  
6+ months (168)

## How many times have people been homeless?



1 time (106) 2 times (44)  
3+ times (101)

## Where are people sleeping tonight?

# Thunder Bay 2016 Point in Time Count



## REPORTED REASONS FOR HOUSING LOSS

